

# Hillgrove Colts Cricket Club



# Dougies Mate 2021-22



# 2021-22 - Hillgrove Committee



**President – Nick Sewell**

**Vice President – Brian Parsons**

**Secretary – Kris Croft**

**Treasurer– Matt Schaefer**

**Junior Coordinators – Andrew Byrne & Andrew Curry**

**Recorder/Registrar – Brian Parsons**

**Public Officer – Kris Croft**

**Chairman of Selectors – Jerome Simpson**

**Social Committee – Max Laurie, Tim Chapman, Adam Partridge**

**Hillgrove Colts Cricket Club: Proudly Sponsored By**





# 2021-22 President's Report



Congratulations to all Hillgrove players on their contribution to the 2021-2022 season. How grateful we are to have completed the season with minimal interruptions. It was great to see the teams being able to take to the pitch each weekend, despite a few rain delays.

All senior teams made it into the finals, with both 2nd and 3rd grade taking out the premierships. 1st grade fell just shy of the final playing city in the preliminary final. The 1st Grade team made 121, but City managed to chase it down with 4 wickets to spare, finishing off first grades season. 2nd grade finished competition rounds in 4th position, with good wins over TAS and Guyra in the semi's, they made the grand final and took out the win over City, bowling them out for 75 and getting the runs with 6 wickets to spare. 3rd grade finished in second position, with a minor hiccup in the semi-final with East, but came back solidly in the preliminary final to beat Guyra by 6 wickets and had sweet revenge against East to beat them by 24 runs in the Grand Final. All players should be congratulated on their efforts for the season.

A big thank you to the captains for each side, Brad King, David Waters, Tony Butler as well as the chairman of selectors Jerome Simpson for the tireless efforts to ensure we had 11 on the pitch each and every weekend. A difficult task and your efforts haven't gone unnoticed. Again, we thank you for all the hours you have put in.

The junior teams this year consisted of 2 under 9's, 2 under 11's, 1 under 13's and 1 under 15's. The under 9's and under 11's were uncompetitive, but the kids' skills and understanding of the game certainly grew throughout the season. The under 13's side were unlucky to make it to the top 2, some promising cricketers in the making for next season.

The under 15's side were minor premiers, going on to take out the premiership, comprehensively beating TAS in the final by 7 wickets. Well done boys, some of this winning team went on to play the 3rd grade grand final the same day. Congrats to Howie Eastwood,

Myles Harris, and Seb Brotherson, I am sure this is a day you will remember.

To all coaches and supporting parents we can't thank you enough. Without this support Saturday morning cricket wouldn't be able to go ahead. The weather wasn't always kind and some mornings it felt more like a winter sport. To 'The Andrews' (Andrew Curry and Andrew Byrne) Thank you for getting all the junior teams up and running for the season.

This year's committee had some uncertainty heading into the season, however we had another great year for cricket. We all know this club would not run without you. Thank you to my right hand man Brian Parsons, Secretary Kris Croft, Treasure Matt Schaefer, Social Committee Max Laurie and Tim Chapman and Junior Convenors 'The Andrews'. As well as all the other hands behind the scenes who help make this such a great club.

We also must take the time to thank our sponsors for the season. Armidale City Bowling Club as the major sponsor and Intersport and Adam Marshall who have also provided sponsorship, you make it possible for a game of cricket each weekend. To all our prospective sponsors Good Year Tyre and Auto, GrazAg, Optiweigh, Roberts and Morrow and Ray White Livestock we look forward to next season.

Thank you for having me as your president for the 2021-2022 season and let's look forward to next year.

Soo the Grove


Nick Sewell







# Hillgrove CC Life Members



Herb Edgar



Keith Morgan



Howard Munday



RK Martin



Peter Schaefer



Tony Butler




Dave Dye



Joe Sewell



Mark Jackson



Alan Gray



Harry Browne



Jack Sewell



Brad King



Andrew Curry



Kris Croft



John Croft



Nick Sewell



Brian Parsons



Matt Schaefer



Gary Phillips



Merrill Newberry



Dave Newberry



Ian Reeves



Dave Waters

*Life membership is an honour bestowed on an individual whose continuous, meritorious, loyal and outstanding service and contribution has a provided measurable benefit to the HCCC over an extended period of time.*

# Hillgrove Colts C.C. Perpetual Trophies

## Peter Hickey Memorial Trophy



The Peter Hickey Memorial Trophy for the player **most likely to succeed**, is in memory of the late Peter Hickey who played 1<sup>st</sup> grade for the club for approximately 10 years during the late 1970's to the late 1980's. He was an exceptionally talented bowler, and had been on a world tour with the Northern NSW Emu's Cricket club in 1974. The trophy was donated by his family after his untimely death in 1991.



## The Royal Hotel Trophy - Clubman of the year



The royal hotel trophy for clubman of the year would've been donated by Joe Barbato the owner and publican of the Royal hotel. They were our club sponsors for approximately 10yrs in the late 80's early 90's. Joe himself never actually played cricket for Hillgrove, however his son Peter played in the lower grades for the grove.



## Tom Dye Memorial Trophy - Player of the Year

The Tom Dye Memorial Trophy for the Player of the Year is in memory of the late Tom Dye who was one of the club's early players during the 50's. Tom was a wicketkeeper and up until his passing he was a patron and a very keen supporter of Hillgrove Colts Cricket Club.



## The Harry Browne - Spirit of Cricket Award

Donated by life member Harry Browne. Harry was an exceptional batsman, coach and role model for many of the young players of Hillgrove Colts Cricket Club. Harry donated this trophy for not necessarily the best player in the club, but for a player that plays hard and fair in the true spirit of the game.





# 2021-22 ADCA Awards



## ADCA 2021-22 HCCC Club/Player Awards

2<sup>nd</sup> Grade – One Day Grand Final Winners

2<sup>nd</sup> Grade T20 Joint Premiers

3<sup>rd</sup> Grade – One Day Grand Final Winners

3<sup>rd</sup> Grade – T20 Minor Premiers

U15's Minor & Major Premiers

U11's Minor Premiers

U9's Colts Minor Premiers

U9's Brumbies Runner Up

### Finals not included in following Statistics

- 2<sup>nd</sup> Grade T20
  - Darcy McElroy – Bowling Aggregate 8 @ 6.63 Best 4/27
  - Darcy McElroy – Bowling Average 6.63
- Under 13's
  - Leo Eastwood – Batting Aggregate 135 @ 135
- Under 11's
  - Horatio Eastwood 172 (NO all season)
- Under 9's
  - Tom Simpson – Batting Aggregate 81 (NO all season)
  - Hayley Smith – Bowling Aggregate 8 @ 4.50



*HCCC Junior Presentation*





## 2021-22 First Grade

Well that was funny season wasn't it? We played 2 matches leading up to Christmas both wins and found ourselves sitting on top of the table...easy game right? We didn't win another match all season, there were lots of washout and a couple of byes and we found ourselves sitting in 3rd place at the end of the season proper.

The 1st Semi Final was washed out and we progressed to the preliminary final against City. After winning the toss we found ourselves in new territory playing on a very good dry wicket, we weren't too sure what to do. After being none for 50 we somehow slumped to 7-70, Schaefer 39, Clarke 26 and Brownlie 14 were the only ones to reach double figures in the top 7. Simpson and Curry hit a few to finish on 14 and 11 respectively, to limp us onto 121 on what was really a very friendly wicket. City started out much the same way as we did and soon found themselves on 0-50 only to stagger a little when Simmo bowled an unbelievable spell and had them at 6-78. City then steadied the ship when Simmo finished his spell (5-21 off 8) and then went on to win the game.

There wasn't a whole lot of great performances with the bat or ball but some to mention were  
D Schmude 39 vs City      M Schaefer 36 vs City      Harris 3-14 vs Servies      Biddle 3 for 5 off 5 vs Servies  
Simmo 43 no vs Servies T20      Brownlie 36 vs Easts T20      Schaefer 35 vs Guyra T20 (out stumped b Dowsett)  
Laurie 3 for 3 off 4 vs City T20      Micah Lay 26 vs City T20

All in all it was a tough season trying to field sides week in and week out across all grades, I think we used around 20 players for the 7 matches that we played. Hard to build any consistency with that amount of players.

I still enjoyed the challenges and enjoy playing with the young talent this club has in the ranks, can we do better? Yes we can.

It was great to see the opening of the indoor facilities in February.

- Zac Clarke came to the grove this Season, he was fairly consistent with the bat and bowled some very fast leggies too, this guy can bat and will only get better.
- Simmo got better as the season went on and batted and bowled well.
- Micah Lay fitted in well and was great to have Cam play a game in 1st grade with him.
- Tim Chapman is finally playing 1st grade, has only taken me 2 seasons to get him up there. I think he and Dave were having some sort of bromance but now he is with Max.
- Biddle is just getting better.
- Sam Johnson found girls.
- Ben Heagney played a few cameo games.
- Maxie stopped swinging the ball and wants to bowl offies next season.
- Brownlie kept well and showed he can still score plenty of runs.
- Lachie Harris played injured all season.
- Patty Rankmore hurt his back and put him out for most of the season after Christmas.
- Schmude was unavailable for 1st Grade but found time to score a 100 in 2nds.
- N Sewell helped out where he could, as did Sheeraz, Cam Lay, Henry Litchfield, thanks guys much appreciated.
- Matt Schaefer pulled his usual tricks going to every wedding possible, took an extended Christmas break and didn't bowl (but can still run ½ marathons), he scored some handy runs and is always up for some chat. Has decided to retire from the game we love and pursue something else until he is eligible for Golden Oldies. All the best mate and I am going to miss you.

TB, stalwart of Hillgrove Cricket, I only just heard that this was going to be his last season. Great leader and what a way to go out, with a nice win in the GF Congrats and I wish you all the best.

Until next season



Kingy





1<sup>st</sup> Grade 2021-22 Preliminary Final

Back LR: Ryan Simpson, Tim Chapman, Brad King ©, Andrew Brownlie, Micah Lay, Hamish Biddle  
Front LR: Zac Clarke, Max Laurie, Andrew Curry, Matt Schaefer, Sam Johnson



**OPTIWEIGH**

**GOOD YEAR**  
**AUTOCARE**

***We'll keep you running.***

93 Dumaresq St  
Armidale NSW 2350  
(02) 57760380



## 2021-22 Second Grade



Another season has come to an end and it's a pleasure to report second grade have managed their second Grand Final win in a row... But wow, we did it the hard way.

Last season, if you can remember we were minor and major premiers and were undefeated throughout the season.

This season between games lost, two washouts and a bye it was December 18 before our first win which was in the T20 competition held from December 11 to January 26.

From there we gained some momentum winning 4 from 4 T20 games and ended up joint premiers with Guyra after that final was unfortunately washed out in the 10th over - we were 1-60 and in a very strong position.

Highlights from the T20 competition were Darcy McElroy finding his mojo leading the wicket tally with 8 wickets at an average of 6.63 and Tim Chapman batting into some form scoring 149 from five innings at an average of 37.25 with scores of 39, 37, 40 and 33 not out. This is on top of a 50 in round two - turns out he had a lucky charm watching from the sideline.

Returning to the 45 over competition on the bottom of the ladder we had some work to do in the back end of the season. With the in form Chapman selected in 1sts, 'the science department' Cam Lay, Dave Moffitt and Jono Schumack stepped up with the bat and did the hard yards when needed.

We missed out on third position on the ladder by the narrowest of margins but nevertheless made it to the finals.

Winning the toss and electing to bat in the Semi Final v TAS we scored 6-248 off our 45 overs which included a massive 131 from Dave Schmude who batted 41 overs, and 27 and 41 from Moffitt and Waters respectively.

With Cuz asked to play 1sts to replace the injured Harris in came Stew Maxwell, with the new ball in hand didn't he deliver, taking 2-23 off his opening 8. Sheeraz chimed in with 3-13 but honors went to PK Sinha bowling 7 overs taking 4 for 4, bowling five maidens, three of them wicket maidens. We won that game by 171 runs!

The following week in the Semi Final against Guyra, we won the toss and batted on a difficult wicket. Before the game I thought 100 would be enough on the average at Bellevue, we just had to bowl & field well. Although the science department dug in, Moffat 13, Lay 18 and Schumack 11, we were all out for 96..

In the field Maxwell again applied relentless pressure taking 2-27 off 7 and Sheeraz capitalised at the other end with 6-16, that's an opening bowling partnership of 8-37!!!

Tails between their legs Guyra were rolled for 52, remaining wickets to PK 1-11 off 5 and Brock Parsons 1-2 off 2 and we were off to the grand final v City.

Having to get to the GF the hard way only benefited us, the egoless self belief and comradery the side developed leading up to this game was pretty special to witness and whether batting, bowling or fielding we remained patient and stuck to the plan. I couldn't be more proud of the boys

The grand final was no different. Losing the toss and having to bowl we set about making runs difficult to score. We took everything catchable and saved plenty. Cuz 'the maiden master' bowled 6 overs in his opening spell, bowling five maidens, 1 a wicket maiden, for only one run. Sheeraz bowled 9 straight at the other end and took 3-21. Brock, hungry to bowl more than his allowed six overs, took 2-20 & the ever reliable Moffitt 7 overs 1-15. After being 6-42 at drinks (23 overs) City were bowled out in the 34th over for 75 with a running catch in the deep to Scotty Clarke. Other fielding highlights were 2 catches to Casey Rainger behind the stumps and a pivotal catch to Cuz on the boundary to remove the dangerous Ash Clee for 4.

The science department again did the heavy lifting with the bat, Lay 13, Moffitt 16, Chapman 19 and Schumack 8 no until Simo swatted a flighted ball from Simon Butler down the ground to win the game, 4-78 in the 26th over. Soo the Grove!

At times this year it felt like we had exhausted all known players for team selections and what has to nearly be a record, 2nds played 32 different players in 14 games. I would like to thank each and every one of them for contributing what they could throughout the season.

### **Player profile**

Tim 'scores more runs with Victoria watching' Chapman - Top score 50 - takes out HCCC 2nd grade batting aggregate with 198 runs.

Darcy 'Lori' (the Lorikeet) McElroy - Collects HCCC 2nd grade bowling aggregate with 12 wickets @ 18.76. He bowled outstandingly in the T20's taking 8 wickets @ 6.63, best 4-27.

Cam 'Steggles' Lay - Great team man, stepped up & opened the batting this year & did the tough work when needed.

Dave 'Moff' Moffitt - Terrific competitor & ever reliable with bat & ball. High score 29 & best bowling 4-29.

'Jono' Schumack - Keeps his batting simple and reads the game very well, scored runs when needed. High scores 32 & 35.

Jerome 'Simo' Simpson - Batted without much luck this season, had a high score of 58 no & hit the winning runs in the GF.

Sheeraz 'Merlot' Ahmad - Regularly opened the bowling and knows how to take a bagful when on top. SF 3-13, PF 6-16, GF 3-21.

Priyakant (PK) 'Mooshy' Sinha - Seriously knows his craft and bowled some mesmerising spells. Saved the best for the PF with 4-4 off 7 bowling 3 wicket maidens.

Casey 'Goofey' Rainger - Asked to fill in in 2nd grade & found himself a regular in the side owning the keeping position. Highlights include executing 2 stumpings off N.Sewell's bowling & taking 2 catches in each of, the Preliminary & Grand finals.

Brock 'Pebbles' Parsons - We can all see it but not sure if Brock knows what he is capable of yet. Stylish batsmen & very capable bowler. Watch this space.

Andrew 'Mr Cuz' Curry - Needs no introduction, bowled at his economical best this year. 1-4 off 7, 2-18 off 9 and 3-2 off 9 in the Grand Final!!

Scotty Clarke - Greatly missed through injury but came good at the business end. Simply brings it come game time. Loved the chat!

Stew 'Maxi' Maxwell - Can do attitude, does what is asked, no fuss. Not to mention deliver the goods. Produced 2 outstanding opening spells in the Semi final 2-23 & Preliminary Final 2-21. Greatly appreciated.

Dave Waters - Wasn't sure how this season was going to go for me after breaking my ankle in September but played every game & really enjoyed getting the best out of this great bunch of blokes. Best of 41 with the bat & 2-8 with ball.

I would like to acknowledge the efforts of the executive this year. A special mention to Nick Sewell, Kris & John Croft & BP who are all non cricket playing members, super job & outstanding commitment.

Congratulations to 1sts on making the Preliminary Final this year & to 3rds on your very courageous Grand Final win over Easts, a great achievement TB & team.

Finally I must thank my wife Angie & family for putting up with the monotonous disruptions to family life from the never ending phone calls, messages & notifications at all hours.

Loving being a part of this club, bring on next year!  
Soo the Grove, Dave







2<sup>nd</sup> Grade Grand Final Winners 2021-22

Back L/R: Tim Chapman, Brock Parsons, Jonathon Shumack, Casey Rainger (wk), Jerome Simpson, Darcy McElroy  
 Front L/R: Scott Clarke, Cam Lay, Dave Moffitt, Dave Waters ©, Sheeraz Ahmad, Andrew Curry



Brock Parsons 3 & 2/20



Cuz 3/2



Sheeraz 3/21



"Beg your Pardon Sir?"



Chappo, Simmo, Casey



Tim 19 & 1/8. Dave 16 & 1/15

Photos Courtesy "NigeMC Photography"





We lost Phill McElroy at the end of this season. Phill was an avid cricket player, playing his last match for HCCC in 2016-17. Over his career he played with Centrals, ExServices, YCW, Easts Guyra and HCCC. May have been other Clubs as well.

HCCC wish condolences to Phills Family, especially son Darcy, who played a big role in this seasons 2<sup>nd</sup> Grade Results

### Phill McElroy Available Results by Grade

Grade	Mat	Inn	NO	Runs	HS	Ave	SR	100	50	Overs	Maid	RunsA	Wkts	Ave	Best	10W	5WI	Cts	Sts	ROs
1st Grade	11	11	2	95	39	10.56	-	-	-	66.2	11	197	14	14.07	7-52	-	1	2	-	-
2nd Grade	103	60	17	753	62*	17.51	-	-	1	968.3	202	2601	244	10.66	8-40	2	12	19	-	-
3rd Grade	25	18	1	218	61	12.82	-	-	1	138.5	12	503	39	12.90	5-16	-	1	6	-	-

### Phils last Match

O-M-R-W	Team	Vs	Ground	Grade	Date
4-1-17-2	Hillgrove 2nd	Easts 2nd	Rologas (Turf)	2nd Grade	04-Feb-2017



## 2021-22 Third Grade



It is with great pleasure I write this report.

This season was always going to be topsy turvy with covid and rain and then the added pressure of trying to maintain 3 teams on the field each week. All this said, the task was accomplished every weekend which is a credit to the club and those involved.

We again got to welcome some new young talent into our team at the beginning but difficulties with numbers, some were needed in the grades above to make up the numbers.

This gave **Myles** and **Seb** the opportunity to develop an opening bowling duo which they accepted and excelled at. Two great young talents which we will hear much more about.

**Parto** was having an inspiring season and bowled as good as I have ever seen from him.

**Craig** also stepped up to the plate this season with his bowling, giving us that extra strength where needed with Stewart Maxwell on duty for 2nds.

**Pete** took over the keeping duties from Casey after he was promoted to 2nds also. He showed us that he is still a force behind the stumps.

From the batting, **Pete & Al** got us off to good starts on most occasions which have been a vital part of our performance this season.

Losing Casey, Brock and Aidan to 2nds also gave **Anthony** and **Scotty** the chance to slot back into the game. Both these guys were instrumental in continuing on from our good starts. At some stage of the comp when we were desperately short, a young pocket rocket lad was invited into our team and made an immediate impact to senior cricket.

**Howie Eastwood** has to be one of the brightest prospects that I have seen in many, many years. He entered the team as a fill in but from day one it was obvious he would cement his spot, filling in the void as number 3 and be called upon to support our existing bowling attack. Take the time to scan over his stats and form your own opinion. He is a classical example that there are young juniors out there ready to step up and be encouraged to do so.

**Craig** also was showing that he is reliable with bat and ball and become keen to be a part of us from being a casual to full time.

Having **Casey, Brock** and **Aidan** join us as special guests for a couple certainly gave us a huge boost and when Aidan remained part of our team when the other 2 went back up, it gave us a depth that had been needed all season.

When **Stewie Maxwell** made his way back to us this team became a formidable force that was going to take us all the way. AND THEY DID.

For those who had time to read my essays throughout the season will know just how proud I am of every individual that entered the field for us and the way that every individual contributed to the game. How they approached and tackled their roles was definitely outstanding in their belief, mateship and growth in this game.

For the trust, belief and friendship shown to me in my final season is something I will cherish for a lifetime.

Congratulations on a wonderful season and all the best in the future.

Also congratulations to Hillgrove as a club for the achievements this season under the extreme conditions encountered along the way. You have shone through once more.



**Tony Butler "Soo the Grove"**



3<sup>rd</sup> Grade 2021-22 One Day GF Winners

Back LR: Scott Cowan, Seb Brotherson, Aidan Taylor, Peter Townsend (wk), Craig van der Veer, Adam Partridge, Anthony Stewart  
Front LR: Myles Harris, Tony Butler ©, Howie Eastwood, Alan Cowan, Stewart Maxwell



Photos by NigeMc Photography







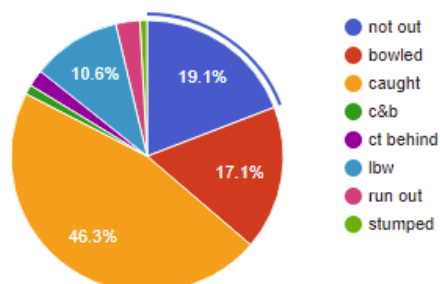
**Tony Butler** announced his retirement from local Club Cricket after leading his 3<sup>rd</sup> Grade Team to a Grand Final Win over Easts. Easts 3<sup>rd</sup> Grade were undefeated in 3<sup>rd</sup> Grade One Day & T20 all season, so this was a fitting finale for TB.

Some Statistics from Tony's history with **The Grove**

*Bearing in mind that HCCC statistics are not complete by any means.*

- *First recorded Match* vs Easts 1<sup>st</sup> 20-Sep-1975. Hillgrove won by 9 wkts with TB's bowling figures of 8-3-4-12
  - Total Runs Scored: **5,579 @ 18.47**
    - Best Batting 113 vs Easts 2<sup>nd</sup> 26-Oct-1996 @ Rologas Turf
    - Total Wickets Taken: **730 @ 16.50** (3652-715-730-12,044
    - Best Bowling 8/44 vs ExServices 1<sup>st</sup> 4-Feb-1984 @ Newling Turf
- Last recorded match vs Easts 3rds - 19-Mar-2022. Hillgrove won by 24 runs with TB's Batting 13no and Bowling 8-0-3-24 *Note: Statistic listed above may vary from online results slightly. No responsibility taken for inaccuracies (bp)*

#### Batting Performance - How Out







## 2021-22 Social & Sponsors



Social activities were curtailed due the influence of Covid restrictions.

A “Gala Day” was held on 22<sup>nd</sup> January, 2022

This was Round 5 of the T20 Competition, where all Grove Grades played City at the Sportsground. BBQ and Bar were in operation for the afternoon and evening. Scotch Fillet steaks were available, expertly cooked by Max & Tim and later by City club members. A couple of likely contenders for one Award were observed. (Pete and Damian from 3rds)

Good to see two prominent local Clubs getting together like this, with City winning 1<sup>st</sup> Grade and 2<sup>nd</sup> & 3rds honours going to Hillgrove.





RAY WHITE RURAL AND LIVESTOCK

**Ray White understands the needs of rural people and graziers**



Armidale Broadband has been serving the New England since 2007. Our focus is aimed at rural properties who are in need of better communications such as fast internet and mobile phone reception.





## 2021-22 Juniors



Another season of cricket is completed and once again Hillgrove Colts fielded teams in all age groups, with two teams in the Under 9's, two in the Under 11's, one in the Under 13's and one in the under 15's.

Unfortunately, this season was quite disrupted which meant the kids didn't get cricket on a consistent basis for much of the season. The start of the season was delayed due to COVID restrictions, and once underway, the weather gods were not with us at all. This meant that before Christmas some teams had only played one game, while the 'lucky' ones had played two. Thankfully the second half of the season was a bit better and allowed players to get games on a more regular basis in February and March.

Hillgrove once again had a large number of girls participating which is great to see, and we look forward to seeing this grow in future years. We were the first Armidale club to field an all-girls team last season and we would love to build on this and become the first club with an all-girls team in every age division.

A highlight from the season was that Hillgrove came away with the Under 15's premiership. The team played TAS in the final and kept them to a total of 52 with Hillgrove chasing them down in the 13<sup>th</sup> over for the loss of 3 wickets. This team was coached by Chris Jordan and the team was Oliver Stubbs, Howie Eastwood, Charlie Foster, Archie Clarke, Myles Harris, Seb Brotherson, Nathan Smith, Ben Jordan, Busby Model, Jarius Webster, Cooper Galvin, Rocco Eastwood and Leo Eastwood. Congratulations to all the players and Chris.

We as a club we are fortunate to have many parents that are willing to give up their time to help coach and manage sides. We would like to pay particular thanks to Gareth Kelly, Christian Duff, Damian Coffey, Matt Pine, Nick Sewell and Chris Jordan for coaching teams, along with the numerous parents who assisted with setting up fields, scoring and organising the kids.

This year the club undertook a major sponsorship drive, the sponsor money is spent on such things as kits, training gear and also the hire of the indoor centre when the weather is poor. We would like to thank all our sponsors for their support. Next year we will move to coloured shirts in junior cricket with all of our junior players receiving a shirt with all the sponsors named.

We look forward to seeing everyone back next season.

Andrew Curry and Andrew Byrne  
Junior Convenors



### Under 9's Batting

	<u>PLAYER</u>	<u>MAT</u>	<u>INN</u>	<u>NO</u>	<u>100S</u>	<u>50S</u>	<u>0S</u>	<u>4S</u>	<u>6S</u>	<u>MINS</u>	<u>HS</u>	<u>RUNS</u>	<u>AVE.</u>	<u>STR.</u>
1	Simpson, Tom	7	7	7	0	0	0	9	0		24*	81	NA	476.5
2	Duff, Patrick	7	8	7	0	0	0	4	0		11*	46	46.00	242.1
3	Sewell, Jack	5	5	5	0	0	0	2	0		11*	36	NA	240.0
4	Jordan, Eli	6	6	6	0	0	0	1	0		9*	34	NA	226.7
5	Waters, Albert	6	6	6	0	0	0	0	0		8*	33	NA	220.0
6	*****	6	7	7	0	0	0	1	0		8*	23	NA	176.9
7	Sabry, Max	6	6	6	0	0	0	1	0		10*	22	NA	157.1
8	Kemp, Joshua	5	5	5	0	0	0	0	0		5*	21	NA	262.5

1	Kelly, Euan	6	5	5	0	0	0	2	0		16*	40	NA	44.9
2	Smith, Hayley	5	5	5	0	0	0	1	0		14*	32	NA	35.2
3	Watts, Penn	4	3	3	0	0	0	2	0		10*	25	NA	43.9
4	Blake, Tim	5	5	5	0	0	0	1	0	0	6*	16	NA	18.2
5	Player_2, Unknown	1	1	1	0	0	0	2	0		13*	13	NA	86.7
6	*****	5	4	4	0	0	0	0	0		3*	5	NA	7.6
7	Bartlett-Taylor, Edith	5	4	4	0	0	0	0	0	0	2*	5	NA	7.4
8	Williams, Oliver	2	2	2	0	0	0	0	0		2*	4	NA	12.5
9	Player_1, Unknown	5	4	4	0	0	0	0	0		1*	2	NA	2.7
10	Player_3, Unknown	1	1	1	0	0	0	0	0		0*	0	NA	0.0

### Under 9's Bowling

	<u>PLAYER</u>	<u>MAT</u>	<u>O</u>	<u>M</u>	<u>R</u>	<u>W</u>	<u>5WI</u>	<u>10WM</u>	<u>BBI</u>	<u>AVE.</u>	<u>STR.</u>	<u>ECN.</u>
1	Duff, Patrick	7	20	0	71	7	0	0	2/8	10.14	17.14	3.55
2	Jordan, Eli	6	17	0	64	5	0	0	3/9	12.80	20.40	3.76
3	Sabry, Max	6	16.5	0	51	4	0	0	2/7	12.75	25.25	3.03
4	*****	6	16	1	42	3	0	0	1/2	14.00	32.00	2.63
5	Simpson, Tom	7	19	2	43	3	0	0	1/6	14.33	38.00	2.26
6	Waters, Albert	6	13	0	54	2	0	0	2/7	27.00	39.00	4.15
7	Sewell, Jack	5	12	0	39	1	0	0	1/8	39.00	72.00	3.25
8	Kemp, Joshua	5	12	0	56	0	0	0	0/5	NA	NA	4.67

1	Smith, Hayley	5	16	1	36	8	0	0	3/5	4.50	12.00	2.25
2	Kelly, Euan	6	17	1	42	5	0	0	2/7	8.40	20.40	2.47
3	Blake, Tim	5	15	0	46	4	0	0	3/16	11.50	22.50	3.07
4	Watts, Penn	4	15	0	49	4	0	0	2/10	12.25	22.50	3.27
5	Williams, Oliver	2	5	1	10	2	0	0	2/7	5.00	15.00	2.00
6	*****	5	16	0	46	2	0	0	1/7	23.00	48.00	2.88
7	Bartlett-Taylor, Edith	5	15	0	60	0	0	0	0/5	NA	NA	4.00





**Under 9's Brumbies**



**U9's Colts**



### Under 11's Batting

<u>Player</u>	<u>MAT</u>	<u>INN</u>	<u>NO</u>	<u>100s</u>	<u>50s</u>	<u>0s</u>	<u>4s</u>	<u>6s</u>	<u>HS</u>	<u>RUNS</u>	<u>STR.</u>
Simpson, Jake	7	7	7	0	0	0	10	0	23*	110	120.9
Wood, Lachlan	7	7	7	0	0	0	1	0	7*	33	37.5
Townsend, Aiden	6	6	6	0	0	0	3	0	11*	31	35.6
Kelly, Xavier	6	6	6	0	0	0	1	0	8*	24	32.0
Sewell, Lydia	7	7	7	0	0	0	1	0	7*	15	17.0
Byrne, Madeline	7	7	7	0	0	0	2	0	5*	14	15.9
Williams, Oliver	5	5	5	0	0	0	0	0	6*	11	14.7
Sawyer, Lincoln	4	4	4	0	0	0	0	0	2*	3	7.0
Sewell, Hazel	7	7	7	0	0	0	0	0	2*	2	2.3

<u>Player</u>	<u>MAT</u>	<u>INN</u>	<u>NO</u>	<u>100s</u>	<u>50s</u>	<u>0s</u>	<u>4s</u>	<u>6s</u>	<u>HS</u>	<u>RUNS</u>	<u>STR.</u>
Horatio Eastwood	6	6	6	0	0	0	22	2	42*	172	179.2
Isaac Riches	5	5	5	0	0	0	21	0	36*	135	164.6
Isaac Stubbs	6	6	6	0	0	0	14	2	29*	117	118.2
Max Eastwood	5	5	5	0	0	0	7	0	20*	72	90.0
Sullivan Pine	6	6	5	0	0	0	2	0	16*	59	59.6
Boki Lay	5	5	4	0	0	0	0	0	16*	39	48.1
Elkie Berti	5	5	4	0	0	1	1	0	13*	31	46.3
Nathaniel Kemp	5	5	5	0	0	0	1	0	7*	19	27.9
Hunter Coventry	4	4	3	0	0	0	0	0	5*	12	25.0



Under 11's Brumbies

## U 11's Bowling

<u>Player</u>	<u>MAT</u>	<u>O</u>	<u>M</u>	<u>R</u>	<u>W</u>	<u>BBI</u>	<u>AVE.</u>	<u>STR.</u>	<u>ECN.</u>
Simpson, Jake	7	12	0	37	7	3/8	5.29	10.29	3.08
Townsend, Aiden	6	13	0	61	4	2/14	15.25	19.50	4.69
Kelly, Xavier	6	14	0	56	3	1/6	18.67	28.00	4.00
Sawyer, Lincoln	4	7	0	36	2	1/3	18.00	21.00	5.14
Williams, Oliver	5	13	0	64	2	1/11	32.00	39.00	4.92
Byrne, Madeline	7	18	1	101	2	2/10	50.50	54.00	5.61
Wood, Lachlan	7	13	0	73	1	1/8	73.00	78.00	5.62
Sewell, Hazel	7	14	0	102	1	1/8	102.00	84.00	7.29
Sewell, Lydia	7	16	0	102	1	1/16	102.00	96.00	6.38

<u>Player</u>	<u>MAT</u>	<u>O</u>	<u>M</u>	<u>R</u>	<u>W</u>	<u>BBI</u>	<u>AVE.</u>	<u>STR.</u>	<u>ECN.</u>
Stubbs, Isaac	6	13	5	20	7	3/1	2.86	11.14	1.54
Riches, Isaac	5	14	4	33	6	4/7	5.50	14.00	2.36
Eastwood, Horatio	6	15	3	38	6	2/6	6.33	15.00	2.53
Eastwood, Max	5	14	3	45	4	2/15	11.25	21.00	3.21
Berti, Elkie	5	14	0	60	4	2/11	15.00	21.00	4.29
Lay, Boki	5	16	2	48	3	1/11	16.00	32.00	3.00
Pine, Sullivan	6	15	3	61	3	2/7	20.33	30.00	4.07
Coventry, Hunter	4	10	0	61	2	1/15	30.50	30.00	6.10
Kemp, Nathaniel	5	11	1	47	1	1/4	47.00	66.00	4.27



**Under 11's Colts**



## Under 13's Batting

PLAYER	MAT	INN	NO	100S	50S	0S	4S	6S	MINS	HS	RUNS	AVE.	STR.
1	Eastwood, Leo	5	5	4	0	0	0	13	5	41*	135	135.00	143.6
2	Eastwood, Rocco	5	5	4	0	0	1	12	4	39*	121	121.00	128.7
3	Piddington, Archie	5	4	1	0	0	0	4	1	21*	41	13.67	73.2
4	Coventry, Jake	4	3	3	0	0	0	1	0	10*	18	NA	37.5
5	Sinha, Anviti	3	2	2	0	0	0	2	0	11*	15	NA	33.3
6	Newsome, Eve	3	2	0	0	0	1	1	0	13	13	6.50	65.0
7	Belson, Oliver	1	1	1	0	0	0	0	0	7*	7	NA	41.2
8	Piddington, Elsie	4	3	3	0	0	0	0	0	3*	7	NA	14.3
9	Curry, Chelsea	5	4	1	0	0	2	0	0	4*	7	2.33	30.4
10	Williams, Alannah	2	2	2	0	0	0	1	0	7*	7	NA	41.2
11	Byrne, Archie	5	4	2	0	0	0	0	0	2*	7	3.50	14.6
12	Kelly, Clare	4	3	1	0	0	0	0	0	2	4	2.00	14.3
13	Watson, Benjamin	5	3	2	0	0	1	0	0	1*	2	2.00	4.9
14	Eastment, Hamish	1	1	1	0	0	0	0	0	2*	2	NA	10.0



**Under 13's**

### Under 13's Bowling

	<u>PLAYER</u>	<u>MAT</u>	<u>O</u>	<u>M</u>	<u>R</u>	<u>W</u>	<u>5WI</u>	<u>10WM</u>	<u>BBI</u>	<u>AVE.</u>	<u>STR.</u>	<u>ECN.</u>
1	Eastwood, Leo	5	9	3	12	5	0	0	1/0	2.40	10.80	1.33
2	Piddington, Elsie	4	9	0	36	5	0	0	2/10	7.20	10.80	4.00
3	Byrne, Archie	5	11.2	0	47	3	0	0	2/12	15.67	22.67	4.15
4	Coventry, Jake	4	7	1	26	2	0	0	2/8	13.00	21.00	3.71
5	Eastwood, Rocco	5	10	2	27	2	0	0	1/3	13.50	30.00	2.70
6	Watson, Benjamin	5	10	0	72	2	0	0	1/7	36.00	30.00	7.20
7	Kelly, Clare	4	6.5	2	13	1	0	0	1/1	13.00	41.00	1.90
8	Newsome, Eve	3	5	1	14	1	0	0	1/7	14.00	30.00	2.80
9	Piddington, Archie	5	7	1	17	1	0	0	1/3	17.00	42.00	2.43
10	Sinha, Anviti	3	5	0	20	1	0	0	1/12	20.00	30.00	4.00
11	Williams, Alannah	2	3	0	7	0	0	0	0/2	NA	NA	2.33
12	Belson, Oliver	1	2	0	11	0	0	0	0/11	NA	NA	5.50
13	Eastment, Hamish	1	1.4	0	13	0	0	0	0/13	NA	NA	7.80
14	Curry, Chelsea	5	7	0	29	0	0	0	0/1	NA	NA	4.14



**Elsie Piddington Rocco Eastwood Leo Eastwood**

### Under 15's Batting (Includes Final)

Player	MAT	INN	NO	50s	0s	4s	6s	HS	RUNS	AVE.
Eastwood, Howie	8	7	1	1	1	12	0	50*	115	19.17
Foster, Charlie B	8	8	5	0	0	4	2	41	105	35.00
Clarke, Archie	7	6	2	0	1	11	0	33*	103	25.75
Stubbs, Oliver	7	4	0	0	0	3	1	20	55	13.75
Harris, Myles	8	7	2	0	2	6	3	29	52	10.40
Brotherson, Sebastian G	8	3	3	0	0	2	1	28*	34	NA
Smith, Nathan	6	3	0	0	2	0	0	26	26	8.67
Model, Busby	8	2	1	0	0	2	0	21	22	22.00
Eastwood, Rocco	2	1	1	0	0	2	0	13*	13	NA
Jordan, Ben	7	2	0	0	0	1	0	11	13	6.50
Eastwood, Leo	2	1	0	0	0	1	0	10	10	10.00
Galvin, Cooper	6	2	0	0	1	0	0	3	3	1.50
Webster, Jarius	8	3	0	0	2	0	0	3	3	1.00

### Under 15's Bowling (Includes Final)

	PLAYER	MAT	O	M	R	W	5WI	10WM	BBI	AVE.	STR.	ECN.
1	Stubbs, Oliver	7	20	6	54	5	0	0	2/6	10.80	24.00	2.70
2	Brotherson, Sebastian G	8	16	0	56	5	0	0	2/9	11.20	19.20	3.50
3	Webster, Jarius	8	15	0	78	5	0	0	2/1	15.60	18.00	5.20
4	Eastwood, Howie	8	14	1	42	4	0	0	2/4	10.50	21.00	3.00
5	Eastwood, Leo	2	4	1	9	3	0	0	2/7	3.00	8.00	2.25
6	Clarke, Archie	7	12	0	51	3	0	0	1/5	17.00	24.00	4.25
7	Harris, Myles	8	17	3	55	3	0	0	2/1	18.33	34.00	3.24
8	Jordan, Ben	7	11	0	64	3	0	0	1/3	21.33	22.00	5.82
9	Smith, Nathan	6	9	0	56	2	0	0	1/10	28.00	27.00	6.22
10	Foster, Charlie B	8	14	1	63	2	0	0	2/8	31.50	42.00	4.50
11	Model, Busby	8	14	1	67	2	0	0	2/11	33.50	42.00	4.79
12	Eastwood, Rocco	2	3	0	15	1	0	0	1/3	15.00	18.00	5.00
13	Galvin, Cooper	6	6	0	21	1	0	0	1/4	21.00	36.00	3.50





**Grand Final Match Result**

19 Mar 22	Hillgrove Colts 3/53 A Starr 2/6	def T.A S White 9/51 J Webster 2/1 H Eastwood 2/4 CB Foster 2/8	Rologas Fields (Rologas Oval No. 1)
-----------	-------------------------------------	--	--



**Busby Model   Oliver Stubbs   Howie Eastwood**

## 2021-22 Senior Statistics (T20 & Finals Included)

### 1<sup>st</sup> Grade Top Run Aggregates

All Matches, 1st Grade, Hillgrove 1st, 06-Nov-2021 to 19-Mar-2022

Name	Mat	Inns	NO	Runs	HS	Ave	SR	100	50	0	4s	6s	Runs
Zachary Clarke	12	8	1	190	53*	27.14	37.14	-	1	-	13	2	190
Andrew Brownlie	11	9	1	167	45	20.88	66.67	-	-	-	12	4	167
Matt Schaefer	9	6	-	151	39	25.17	72.22	-	-	-	14	3	151
Max Laurie	12	10	1	118	24	13.11	-	-	-	1	7	1	118
Brad King	12	8	2	90	27*	15.00	50.00	-	-	-	7	1	90
Micha Lay	11	7	-	89	29	12.71	-	-	-	2	5	4	89
Ryan Simpson	11	8	1	81	43*	11.57	58.33	-	-	1	4	1	81
David Schmude	5	4	-	57	39	14.25	-	-	-	-	2	1	57
Sam Johnson	10	6	-	36	19	6.00	15.62	-	-	2	1	-	36
Tim Chapman	5	4	-	34	29	8.50	-	-	-	1	2	-	34
Cam Lay	4	2	-	34	34	17.00	-	-	-	1	7	-	34
Patrick Rankmore	6	3	1	33	18	16.50	-	-	-	-	-	-	33
Oliver Schmude	3	3	2	28	14*	28.00	-	-	-	-	2	-	28
Ben Heagney	5	4	-	21	19	5.25	-	-	-	2	1	-	21
Harry Litchfield	2	2	1	18	14*	18.00	-	-	-	-	-	-	18
Andrew Curry	2	1	-	11	11	11.00	110.00	-	-	-	2	-	11
Myandran Subrayan	5	3	1	11	8*	5.50	-	-	-	1	-	-	11
Hamish Biddle	13	5	3	10	6	5.00	-	-	-	-	2	-	10
Lachlan Harris	7	2	1	9	7	9.00	-	-	-	-	-	1	9
Nick Sewell	2	2	1	5	4	5.00	-	-	-	-	-	-	5

### Historical Most Runs in a Season

All Matches, 1st Grade, Hillgrove 1st, 24-Oct-1953 to 19-Mar-2022

#	Name	Season	Mat	Inns	NO	Runs	HS	Ave	100	50	0	4s	6s	Runs
1	Michael Dawson	2014/15	14	15	2	823	175*	63.31	2	5	-	102	1	823
2	Peter Schaefer	1977/78	16	17	2	723	203*	48.20	2	3	-	105	3	723
3	Garry Phillips	1997/98	11	11	3	719	173*	89.88	3	2	1	82	5	719
4	Peter Schaefer	1975/76	17	19	4	638	102*	42.53	1	2	-	76	7	638
5	Adam O'Sullivan	2008/09	17	16	3	635	124	48.85	1	4	-	50	1	635
6	Matt Schaefer	2006/07	18	18	2	619	76	38.69	-	7	-	63	5	619
7	Matt Baillie	2016/17	14	16	1	580	173	38.67	1	3	-	74	1	580
8	Garry Phillips	1992/93	12	14	1	578	125	44.46	2	2	-	53	6	578
9	Michael Dawson	2013/14	14	13	1	564	119*	47.00	2	2	-	71	2	564

# 1<sup>st</sup> Grade Top Wicket Takers

All Matches, 1st Grade, Hillgrove 1st, 06-Nov-2021 to 19-Mar-2022 (Continued next page)

Name	Mat	Overs	Mdns	Runs	Wkts	BBI	Ave	Econ	SR	5WI	10WM	wds	nbs	Wkts
Ryan Simpson	11	45	7	167	13	5-21	12.85	3.71	20.77	1	-	8	4	13
Hamish Biddle	13	47	2	205	9	3-5	22.78	4.36	31.33	-	-	14	2	9
Sam Johnson	10	31	3	124	8	4-32	15.50	4.00	23.25	-	-	11	7	8
Zachary Clarke	12	42.4	3	190	8	2-6	23.75	4.45	32.00	-	-	9	12	8
Lachlan Harris	7	25	1	122	7	3-14	17.43	4.88	21.43	-	-	18	3	7
Max Laurie	12	51.2	6	215	7	3-3	30.71	4.19	44.00	-	-	13	11	7
Oliver Schmude	3	7	-	32	4	3-14	8.00	4.57	10.50	-	-	2	3	4
Henry Mitchell	1	5	-	34	2	2-34	17.00	6.80	15.00	-	-	11	-	2
Andrew Brownlie	11	6	-	50	2	1-7	25.00	8.33	18.00	-	-	-	-	2
Micha Lay	11	2	-	17	1	1-17	17.00	8.50	12.00	-	-	1	-	1
Sheeraz Ahmad	3	6.2	-	55	1	1-31	55.00	8.68	38.00	-	-	5	1	1
Tim Chapman	5	25	-	110	1	1-33	110.00	4.40	150.00	-	-	1	-	1
Harry Litchfield	2	1	-	11	-	0-11	-	11.00	-	-	-	2	-	0
Andrew Curry	2	6	2	20	-	0-20	-	3.33	-	-	-	1	-	0
Nick Sewell	2	4	-	28	-	0-28	-	7.00	-	-	-	-	-	0
Myandran Subrayan	5	2	-	30	-	0-30	-	15.00	-	-	-	5	1	0

## Historical Most Wickets in a Season

All Matches, 1st Grade, Hillgrove 1st, 24-Oct-1953 to 19-Mar-2022

#	Name	Season	Mat	Overs	Mdns	Runs	Wkts	BBI	Ave	Econ	SR	5WI	10WM	Wkts
1	Tony Butler	1975/76	17	162.5	28	489	49	5-21	9.98	3.00	19.94	2	-	49
2	Tony Butler	1992/93	12	238.1	58	644	42	7-33	15.33	2.70	34.02	3	-	42
3	<i>Peter Hickey</i>	1979/80	10	163.1	19	514	41	7-45	12.54	3.15	23.88	4	1	41
4	Andrew Curry	2001/02	16	162.2	29	497	40	7-36	12.42	3.06	24.35	2	-	40
5	<i>Mark Jackson</i>	1992/93	12	273.1	60	742	40	8-49	18.55	2.72	40.97	3	2	40
6	<i>Gavin Morgan</i>	1976/77	14	134.2	20	437	38	4-7	11.50	3.25	21.21	-	-	38
7	<i>Chris Pitkin</i>	1975/76	15	102.2	13	305	38	4-11	8.03	2.98	16.16	-	-	38
8	<i>Mark Jackson</i>	1993/94	11	191.1	44	509	37	6-89	13.76	2.66	31.00	2	-	37
9	<i>Peter Joice</i>	1986/87	14	163	29	529	37	5-23	14.30	3.25	26.43	2	-	37
10	<i>Peter Hickey</i>	1978/79	12	176.4	22	712	37	6-76	19.24	4.03	28.65	2	-	37



## 2<sup>nd</sup> Grade Top Run Aggregates

All Matches, 2nd Grade, Hillgrove 2nd, 06-Nov-2021 to 19-Mar-2022

#	Name	Mat	Inns	NO	Runs	HS	Ave	100	50	0	4s	6s	Runs
1	Tim Chapman	13	10	1	250	50	27.78	-	1	2	23	1	250
2	Dave Moffitt	15	12	-	186	29	15.50	-	-	3	14	2	186
3	Jonathon Shumack	12	10	2	135	35	16.88	-	-	-	4	1	135
4	David Schmude	2	2	-	132	131	66.00	1	-	-	9	9	132
5	David Waters	17	9	1	120	41	15.00	-	-	2	12	3	120
6	Jerome Simpson	15	11	2	119	58*	13.22	-	1	1	11	2	119
7	Cam Lay	10	8	-	101	29	12.62	-	-	1	8	-	101
8	Micha Lay	3	1	-	48	48	48.00	-	-	-	-	-	48
9	Sam Sewell	1	1	-	37	37	37.00	-	-	-	1	2	37
10	Monty Schmude	3	1	1	37	37*	-	-	-	-	1	-	37
11	Scott Clarke	5	3	2	28	18*	28.00	-	-	-	1	-	28
12	Andrew Curry	6	5	1	27	17	6.75	-	-	1	1	-	27
13	Sheeraz Ahmad	13	7	2	25	16	5.00	-	-	3	2	-	25
14	Zachary Clarke	3	3	-	24	18	8.00	-	-	1	3	-	24
15	Brock Parsons	4	3	1	19	13*	9.50	-	-	-	-	-	19
16	Ryan Simpson	2	2	-	17	12	8.50	-	-	-	1	-	17
17	Casey Rainger	11	5	1	15	8*	3.75	-	-	2	2	-	15
18	David S Bunn	2	1	-	14	14	14.00	-	-	-	-	-	14
19	Michael Frost	1	1	-	13	13	13.00	-	-	-	-	-	13
20	Darcy McElroy	17	5	2	13	7*	4.33	-	-	1	1	-	13

## Historical Most Runs in a Season

All Matches, 2nd Grade, Hillgrove 2nd, 24-Oct-1953 to 19-Mar-2022

#	Name	Season	Mat	Inns	NO	Runs	HS	Ave	100	50	0	4s	6s	Runs
1	Andrew Byrne	2014/15	15	14	1	781	114	60.08	3	5	-	99	15	781
2	Andrew Byrne	2012/13	16	16	3	691	118*	53.15	2	3	-	79	-	691
3	Byron Whackett	2006/07	16	16	-	567	147	35.44	1	4	2	57	3	567
4	Blair Chalmers	2009/10	14	13	2	503	85	45.73	-	5	1	39	2	503
5	Michael Dawson	2011/12	15	13	3	501	123*	50.10	2	1	-	46	-	501
6	Sam Sewell	2016/17	9	9	2	485	131*	69.29	2	2	1	38	5	485
7	Byron Whackett	2010/11	15	11	3	474	107*	59.25	1	4	1	38	1	474
8	Ben Churcher	1997/98	13	15	1	469	82*	33.50	-	3	1	35	5	469
9	Nick Sewell	2015/16	15	13	1	460	77	38.33	-	3	-	54	2	460
10	Sam Sewell	2012/13	17	16	3	419	77*	32.23	-	4	1	39	1	419

## 2<sup>nd</sup> Grade Top Wicket Takers

All Matches, 2nd Grade, Hillgrove 2nd, 06-Nov-2021 to 19-Mar-2022

#	Name	Mat	Overs	Mdns	Runs	Wkts	BBI	Ave	Econ	SR	5WI	10WM	wds	nbs	Wkts
1	Sheeraz Ahmad	13	60	5	170	20	6-16	8.50	2.83	18.00	1	-	25	1	20
2	Priyakant Sinha	10	44.5	10	128	14	4-4	9.14	2.86	19.21	-	-	4	-	14
3	Darcy McElroy	17	47	1	259	13	4-27	19.92	5.51	21.69	-	-	20	14	13
4	Dave Moffitt	15	34.2	5	111	12	4-29	9.25	3.23	17.17	-	-	8	1	12
5	David Waters	17	19.4	1	89	8	2-8	11.12	4.53	14.75	-	-	5	4	8
6	Andrew Curry	6	37.5	17	67	7	3-2	9.57	1.77	32.43	-	-	5	-	7
7	Zachary Clarke	3	13	2	27	6	4-4	4.50	2.08	13.00	-	-	-	-	6
8	Tim Chapman	13	10.4	-	63	6	3-25	10.50	5.91	10.67	-	-	3	1	6
9	Stewart Maxwell	3	20	-	55	5	2-21	11.00	2.75	24.00	-	-	4	1	5
10	Nick Sewell	1	2	1	2	3	3-2	0.67	1.00	4.00	-	-	-	-	3
11	Brock Parsons	4	13	2	34	3	2-20	11.33	2.62	26.00	-	-	9	-	3
12	Scott Clarke	5	8	-	29	2	2-29	14.50	3.62	24.00	-	-	2	-	2
13	Jerome Simpson	15	8	-	43	2	2-1	21.50	5.38	24.00	-	-	1	-	2
14	Adam Baillie	1	4	-	12	1	1-12	12.00	3.00	24.00	-	-	1	-	1
15	Michael Frost	1	3	-	19	1	1-19	19.00	6.33	18.00	-	-	-	-	1
16	Monty Schmude	3	5	-	49	1	1-25	49.00	9.80	30.00	-	-	2	2	1
17	Umer Saeed	5	12	-	57	1	1-30	57.00	4.75	72.00	-	-	2	1	1
18	Shaun D Bowles	1	1	-	2	-	0-2	-	2.00	-	-	-	-	-	0

## Historical Most Wickets in a Season

All Matches, 2nd Grade, Hillgrove 2nd, 24-Oct-1953 to 19-Mar-2022

#	Name	Season	Mat	Overs	Mdns	Runs	Wkts	BBI	Ave	Econ	SR	5WI	10WM	Wkts
1	Mark Jackson	1998/99	12	154.1	27	440	47	5-24	9.36	2.85	19.68	3	-	47
2	Phil McElroy	2000/01	13	122	25	309	39	6-20	7.92	2.53	18.77	2	-	39
3	Andrew Curry	1997/98	13	161	29	465	39	4-7	11.92	2.89	24.77	-	-	39
4	Phil McElroy	2001/02	11	122	27	325	38	6-74	8.55	2.66	19.26	2	1	38
5	Michael Frost	2007/08	12	129.5	36	340	36	6-39	9.44	2.62	21.64	1	-	36
6	Michael Frost	2013/14	14	96.4	23	321	35	6-39	9.17	3.32	16.57	4	-	35
7	Michael Frost	2012/13	13	94	15	327	35	6-50	9.34	3.48	16.11	2	-	35
8	Alan Hollebrandse	1981/82	12	139.2	24	373	35	5-25	10.66	2.68	23.89	3	-	35
9	Declan Waters	2009/10	13	85.5	4	386	32	5-23	12.06	4.50	16.09	1	-	32
10	Mark Jackson	1999/00	10	131	19	373	32	6-37	11.66	2.85	24.56	1	-	32

## 3<sup>rd</sup> Grade Top Run Aggregates

All Matches, 3rd Grade, Hillgrove 3rd, 06-Nov-2021 to 19-Mar-2022

#	Name	Mat	Inns	NO	Runs	HS	Ave	BF	SR	100	50	0	4s	6s	Runs
1	Peter Townsend	16	14	1	307	56	23.62	108	51.85	-	1	1	23	6	307
2	Howie Eastwood	8	7	3	222	58*	55.50	157	52.87	-	1	-	1	-	222
3	Allan Cowan	17	14	-	129	29	9.21	37	24.32	-	-	1	7	-	129
4	Casey Rainger	8	6	1	100	32*	20.00	-	-	-	-	1	9	1	100
5	Tony Butler	16	10	5	99	23	19.80	62	43.55	-	-	1	9	-	99
6	Brock Parsons	3	2	-	97	58	48.50	-	-	-	1	-	9	1	97
7	Anthony Stewart	7	5	-	72	42	14.40	13	-	-	-	2	4	-	72
8	Stewart Maxwell	10	5	2	70	41	23.33	-	-	-	-	-	8	-	70
9	Aidan Taylor	8	6	1	70	34	14.00	96	39.58	-	-	1	5	-	70
10	Craig Van Der Veer	9	7	1	54	33*	9.00	59	66.10	-	-	-	1	-	54
11	Scott Cowan	7	6	1	53	15*	10.60	15	66.67	-	-	1	2	-	53
12	Seb Brotherson	16	7	2	32	11	6.40	29	24.14	-	-	-	1	-	32
13	Adam Partridge	17	7	1	23	9*	3.83	31	12.90	-	-	2	1	-	23
14	Ryan Harris	6	4	1	18	11	6.00	-	-	-	-	-	1	-	18
15	M Harris	17	6	1	16	7	3.20	15	33.33	-	-	2	-	1	16
16	Ian Reeves	2	1	-	11	11	11.00	-	-	-	-	-	1	-	11
17	Damian Worley	4	1	-	8	8	8.00	24	33.33	-	-	-	-	-	8
18	Darcy McElroy	1	1	1	4	4*	-	-	-	-	-	-	1	-	4
19	Nathan Porter	4	2	1	4	4*	4.00	-	-	-	-	1	1	-	4
20	James Rainger	9	5	1	3	3	0.75	4	-	-	-	3	-	-	3
21	Sophie Parsons	1	1	-	3	3	3.00	-	-	-	-	-	-	-	3
22	Blake McElroy	1	1	-	2	2	2.00	3	66.67	-	-	-	-	-	2

## Historical Most Runs in a Season

All Matches, 3rd Grade, Hillgrove 3rd, 24-Oct-1953 to 19-Mar-2022

#	Name	Season	Mat	Inns	NO	Runs	HS	Ave	100	50	0	4s	6s	Runs
1	Michael Dawson	2010/11	21	18	6	692	101*	57.67	1	5	-	59	-	692
2	Mark Irwin	1997/98	13	16	-	600	106	37.50	1	3	-	77	4	600
3	Gavin Finlayson	1998/99	10	15	2	581	156*	44.69	1	3	-	60	7	581
4	Mark Jackson	1997/98	16	19	3	546	72	34.12	-	4	1	51	1	546
5	Paul Wright	2011/12	14	11	1	545	131	54.50	2	2	-	63	15	545
6	Mark Teege	1997/98	14	16	2	539	129	38.50	2	1	1	55	-	539
7	Tom Ducat	2001/02	12	14	1	508	105	39.08	1	3	1	45	20	508
8	David Schmude	2018/19	16	13	3	487	166	48.70	1	3	-	46	8	487



## Top Wicket Takers

All Matches, 3rd Grade, Hillgrove 3rd, 06-Nov-2021 to 19-Mar-2022

#	Name	Mat	Overs	Mdns	Runs	Wkts	BBI	Ave	Econ	SR	5WI	10WM	wds	nbs	Wkts
1	Seb Brotherson	16	64	10	200	15	6-23	13.33	3.12	25.60	1	-	11	5	15
2	Adam Partridge	17	70	8	234	14	3-10	16.71	3.34	30.00	-	-	13	3	14
3	M Harris	17	72.2	8	246	12	4-24	20.50	3.40	36.17	-	-	45	-	12
4	Tony Butler	16	48	2	198	11	3-24	18.00	4.12	26.18	-	-	2	2	11
5	Craig Van Der Veer	9	31	1	130	10	5-32	13.00	4.19	18.60	1	-	16	9	10
6	Howie Eastwood	8	28	3	108	7	3-9	15.43	3.86	24.00	-	-	14	1	7
7	Damian Worley	4	13	1	29	5	4-11	5.80	2.23	15.60	-	-	3	2	5
8	Ian Reeves	2	2.5	-	15	4	4-15	3.75	5.29	4.25	-	-	-	-	4
9	Stewart Maxwell	10	34.1	6	146	4	1-6	36.50	4.27	51.25	-	-	5	2	4
10	Brock Parsons	3	9	1	31	3	2-16	10.33	3.44	18.00	-	-	5	-	3
11	Aidan Taylor	8	6	-	35	3	2-21	11.67	5.83	12.00	-	-	7	-	3
12	Ryan Harris	6	11	-	51	3	2-10	17.00	4.64	22.00	-	-	10	1	3
13	Darcy McElroy	1	3	-	9	1	1-9	9.00	3.00	18.00	-	-	4	3	1
14	James Rainger	9	2	-	18	1	1-12	18.00	9.00	12.00	-	-	1	2	1
15	Saikat Patra	1	1	-	3	-	0-3	-	3.00	-	-	-	3	-	0
16	S Porter	3	5	2	13	-	0-13	-	2.60	-	-	-	2	-	0
17	Norm Gaywood	1	3	-	17	-	0-17	-	5.67	-	-	-	3	-	0
18	Blake McElroy	1	4	-	25	-	0-25	-	6.25	-	-	-	2	-	0

## Historical Most Wickets in a Season

All Matches, 3rd Grade, Hillgrove 3rd, 24-Oct-1953 to 19-Mar-2022

#	Name	Season	Mat	Overs	Mdns	Runs	Wkts	BBI	Ave	Econ	SR	5WI	10WM	Wkts
1	Chris Gardiner	2003/04	13	207.5	52	412	52	7-11	7.92	1.98	23.98	4	2	52
2	Reece Cropper	2010/11	23	113.5	24	309	36	5-8	8.58	2.71	18.97	2	-	36
3	Gary Elks	2003/04	13	144.5	27	436	36	5-51	12.11	3.01	24.14	1	-	36
4	Colin Hunt	2001/02	12	134.3	10	522	32	5-32	16.31	3.88	25.22	1	-	32
5	Alan Gray	1982/83	11	147.4	22	507	29	6-41	17.48	3.43	30.55	2	-	29
6	Ray Mathews	1998/99	12	160.2	32	452	28	6-21	16.14	2.82	34.36	2	-	28
7	Matt Treymayne	2009/10	13	108.2	10	478	27	5-35	17.70	4.41	24.07	1	-	27
8	Mat Croft	2006/07	13	84.1	14	295	27	5-6	10.93	3.50	18.70	2	-	27
9	Eddie Pickering	1990/91	9	136.3	23	374	27	4-16	13.85	2.74	30.33	-	-	27
10	Hamish Biddle	2018/19	16	73.1	5	283	26	4-10	10.88	3.87	16.88	-	-	26

# Complete Player Summary

All Matches, All Grades, Hillgrove, 06-Nov-2021 to 19-Mar-2022

#	Name	Mat	Inns	NO	Runs	HS	Ave	50	0	4s	6s	Overs	Mdns	Runs	Wkts	BBI	Ave	Econ	SR	5WI	Ct	St	RO
1	Sheeraz Ahmad	16	8	2	26	16	4.33	-	3	2	-	66.2	5	225	21	6-16	10.71	3.39	18.95	1	3	-	-
2	Adam Baillie	1	1	-	1	1	1.00	-	-	-	-	4	-	12	1	1-12	12.00	3.00	24.00	-	-	-	-
3	Hamish Biddle	13	5	3	10	6	5.00	-	-	2	-	47	2	205	9	3-5	22.78	4.36	31.33	-	4	-	-
4	Shaun D Bowles	2	2	-	10	10	5.00	-	1	-	-	1	-	2	-	0-2	-	2.00	-	-	-	-	-
5	Seb Brotherson	16	7	2	32	11	6.40	-	-	1	-	64	10	200	15	6-23	13.33	3.12	25.60	1	1	-	-
6	Andrew Brownlie	11	9	1	167	45	20.88	-	-	12	4	6	-	50	2	1-7	25.00	8.33	18.00	-	7	1	1
7	David S Bunn	2	1	-	14	14	14.00	-	-	-	-	-	-	-	-	-	-	-	-	-	1	-	-
8	Tony Butler	16	10	5	99	23	19.80	-	1	9	-	48	2	198	11	3-24	18.00	4.12	26.18	-	4	-	1
9	Tim Chapman	18	14	1	284	50	21.85	1	3	25	1	35.4	-	173	7	3-25	24.71	4.85	30.57	-	8	-	2
10	Scott Clarke	5	3	2	28	18*	28.00	-	-	1	-	8	-	29	2	2-29	14.50	3.62	24.00	-	2	-	-
11	Zachary Clarke	15	11	1	214	53*	21.40	1	1	16	2	55.4	5	217	14	4-4	15.50	3.90	23.86	-	4	-	-
12	Allan Cowan	17	14	-	129	29	9.21	-	1	7	-	-	-	-	-	-	-	-	-	-	4	-	1
13	Scott Cowan	7	6	1	53	15*	10.60	-	1	2	-	-	-	-	-	-	-	-	-	-	4	-	1
14	Andrew Curry	8	6	1	38	17	7.60	-	1	3	-	43.5	19	87	7	3-2	12.43	1.98	37.57	-	2	-	-
15	Howie Eastwood	8	7	3	222	58*	55.50	1	-	1	-	28	3	108	7	3-9	15.43	3.86	24.00	-	2	-	-
16	Michael Frost	1	1	-	13	13	13.00	-	-	-	-	3	-	19	1	1-19	19.00	6.33	18.00	-	-	-	-
17	Norm Gaywood	1	1	-	-	-	-	-	1	-	-	3	-	17	-	0-17	-	5.67	-	-	-	-	-
18	Lachlan Harris	9	2	1	9	7	9.00	-	-	-	1	25	1	122	7	3-14	17.43	4.88	21.43	-	3	-	-
19	M Harris	17	6	1	16	7	3.20	-	2	-	1	72.2	8	246	12	4-24	20.50	3.40	36.17	-	4	-	1
20	Ryan Harris	6	4	1	18	11	6.00	-	-	1	-	11	-	51	3	2-10	17.00	4.64	22.00	-	-	-	-
21	Ben Heagney	5	4	-	21	19	5.25	-	2	1	-	-	-	-	-	-	-	-	-	-	-	-	-
22	Sam Johnson	10	6	-	36	19	6.00	-	2	1	-	31	3	124	8	4-32	15.50	4.00	23.25	-	1	-	-
23	Tony Jones	1	1	-	2	2	2.00	-	-	-	-	-	-	-	-	-	-	-	-	-	1	-	-
24	Brad King	12	8	2	90	27*	15.00	-	-	7	1	-	-	-	-	-	-	-	-	-	1	-	-
25	Max Laurie	13	11	1	122	24	12.20	-	1	7	1	51.2	6	215	7	3-3	30.71	4.19	44.00	-	1	-	-
26	Cam Lay	14	10	-	135	34	13.50	-	2	15	-	-	-	-	-	-	-	-	-	-	1	-	-
27	Micha Lay	14	8	-	137	48	17.12	-	2	5	4	2	-	17	1	1-17	17.00	8.50	12.00	-	3	-	1
28	Harry Litchfield	2	2	1	18	14*	18.00	-	-	-	-	1	-	11	-	0-11	-	11.00	-	-	2	-	-
29	Stewart Maxwell	13	7	4	79	41	26.33	-	-	8	-	54.1	6	201	9	2-21	22.33	3.71	36.11	-	2	-	-
30	Blake McElroy	1	1	-	2	2	2.00	-	-	-	-	4	-	25	-	0-25	-	6.25	-	-	-	-	-
31	Darcy McElroy	18	6	3	17	7*	5.67	-	1	2	-	50	1	268	14	4-27	19.14	5.36	21.43	-	-	-	1
32	Henry Mitchell	1	1	1	-	0*	-	-	-	-	-	5	-	34	2	2-34	17.00	6.80	15.00	-	-	-	-
33	Dave Moffitt	17	12	-	186	29	15.50	-	3	14	2	34.2	5	111	12	4-29	9.25	3.23	17.17	-	2	-	1

#	Name	Mat	Inns	NO	Runs	HS	Ave	50	0	4s	6s	Overs	Mdns	Runs	Wkts	BBI	Ave	Econ	SR	5WI	Ct	St	RO
34	Brock Parsons	7	5	1	116	58	29.00	1	-	9	1	22	3	65	6	2-16	10.83	2.95	22.00	-	3	-	-
35	Sophie Parsons	1	1	-	3	3	3.00	-	-	-	-	-	-	-	-	-	-	-	-	-	-	-	-
36	Adam Partridge	17	7	1	23	9*	3.83	-	2	1	-	70	8	234	14	3-10	16.71	3.34	30.00	-	4	-	-
37	Saikat Patra	1	1	-	-	-	-	-	1	-	-	1	-	3	-	0-3	-	3.00	-	-	-	-	-
38	Nathan Porter	4	2	1	4	4*	4.00	-	1	1	-	-	-	-	-	-	-	-	-	-	1	-	-
39	S Porter	3	-	-	-	-	-	-	-	-	-	5	2	13	-	0-13	-	2.60	-	-	-	-	-
40	Casey Rainger	19	11	2	115	32*	12.78	-	3	11	1	-	-	-	-	-	-	-	-	-	11	3	1
41	James Rainger	9	5	1	3	3	0.75	-	3	-	-	2	-	18	1	1-12	18.00	9.00	12.00	-	-	-	-
42	Patrick Rankmore	6	3	1	33	18	16.50	-	-	-	-	-	-	-	-	-	-	-	-	-	3	-	1
43	Syed Raza	1	-	-	-	-	-	-	-	-	-	-	-	-	-	-	-	-	-	-	-	-	-
44	Ian Reeves	2	1	-	11	11	11.00	-	-	1	-	2.5	-	15	4	4-15	3.75	5.29	4.25	-	-	-	-
45	Umer Saeed	5	1	-	4	4	4.00	-	-	1	-	12	-	57	1	1-30	57.00	4.75	72.00	-	-	-	-
46	Matt Schaefer	9	6	-	151	39	25.17	-	-	14	3	-	-	-	-	-	-	-	-	-	1	-	-
47	David Schmude	7	6	-	189	131	31.50	-	-	11	10	-	-	-	-	-	-	-	-	-	2	-	-
48	Monty Schmude	3	1	1	37	37*	-	-	-	1	-	5	-	49	1	1-25	49.00	9.80	30.00	-	1	-	1
49	Oliver Schmude	3	3	2	28	14*	28.00	-	-	2	-	7	-	32	4	3-14	8.00	4.57	10.50	-	-	-	-
50	Nick Sewell	3	3	2	5	4	5.00	-	-	-	-	6	1	30	3	3-2	10.00	5.00	12.00	-	-	-	1
51	Sam Sewell	1	1	-	37	37	37.00	-	-	1	2	-	-	-	-	-	-	-	-	-	-	-	-
52	Jonathon Shumack	12	10	2	135	35	16.88	-	-	4	1	-	-	-	-	-	-	-	-	-	4	-	-
53	Jerome Simpson	15	11	2	119	58*	13.22	1	1	11	2	8	-	43	2	2-1	21.50	5.38	24.00	-	8	-	-
54	Ryan Simpson	13	10	1	98	43*	10.89	-	1	5	1	45	7	167	13	5-21	12.85	3.71	20.77	1	3	-	-
55	Priyakant Sinha	10	5	1	8	3*	2.00	-	2	-	-	44.5	10	128	14	4-4	9.14	2.86	19.21	-	4	-	-
56	Anthony Stewart	9	7	-	80	42	11.43	-	2	4	-	-	-	-	-	-	-	-	-	-	1	-	-
57	Myandran Subrayan	5	3	1	11	8*	5.50	-	1	-	-	2	-	30	-	0-30	-	15.00	-	-	-	-	-
58	Aidan Taylor	10	7	1	73	34	12.17	-	1	5	-	6	-	35	3	2-21	11.67	5.83	12.00	-	3	-	1
59	Peter Townsend	16	14	1	307	56	23.62	1	1	23	6	-	-	-	-	-	-	-	-	-	8	6	1
60	Craig Van Der Veer	10	7	1	54	33*	9.00	-	-	1	-	31	1	130	10	5-32	13.00	4.19	18.60	1	3	-	-
61	Ryan van der Veer	2	1	-	-	-	-	-	1	-	-	-	-	-	-	-	-	-	-	-	-	-	-
62	David Waters	18	9	1	120	41	15.00	-	2	12	3	19.4	1	89	8	2-8	11.12	4.53	14.75	-	10	-	1
63	Damian Worley	6	2	-	8	8	4.00	-	1	-	-	13	1	29	5	4-11	5.80	2.23	15.60	-	1	-	-



### Hillgrove Colts Cricket Club Presentation Awards 2021-22

-	<b>3<sup>rd</sup> Grade</b> (Includes T20)	Peter Townsend	267 @ 29.67 (HS 56)
-	Bowling Aggregate –	Adam Partridge	12 @ 14.83 (BB 3/10)
-	Players Player Award –	Peter Townsend	
-	Captains Award –	Seb Brotherson	
-	Bowling Awards -	Seb Brotherson	6/23 vs ExServices 13-Nov-2021
-		Craig van der Veer	5/32 vs ExServices 5-Feb-2022
-	<b>2nd Grade</b> (Includes T20)		
-	Batting Aggregate –	Tim Chapman	198 @ 24.75 (HS 50)
-	Bowling Aggregate –	Darcy McElroy	12 @ 8.73 (BB 4/27)
-	Players Player Award –	Dave Moffitt	
-	Captains Award –	Priyakant Sinha	
-	<b>1<sup>st</sup> Grade</b> (Includes T20)		
-	Batting Aggregate –	Zac Clarke	164 @ 27.23 (HS 53no)
-	Bowling Aggregate –	Hamish Biddle	9 @ 20.44 (BB 3-5)
-	Players Player Award -	Zac Clarke	
-	Captains Award –	Zac Clake	

#### Life Membership

- Dave Waters

#### Single Most Outstanding Performance

Nominations are:

- Dave Schmude 131 5-Mar-2022 vs Tas 2nd (SF) Rologas
- Priyakant Sinha 4/4 5-Mar-2022 vs Tas 2nd (SF) Rologas
- Seb Brotherson 6/23 13-Nov-2021 vs Ex Services 3<sup>rd</sup> Jack Valance Oval
- Sheeraz Ahmad 6/16 12-Mar-2022 vs Guyra 2<sup>nd</sup> (PF) Bellvue Oval

Winner: **Seb Brotherson**

#### Peter Hickey Memorial Trophy - Player Most Likely to Succeed

Winner: **Howie Eastwood**

#### Performance of the finals

Nominations are:

- Dave Schmude 131 5-Mar-2022 vs Tas 2<sup>nd</sup> (SF) Rologas
- Priyakant Sinha 4/4 5-Mar-2022 vs Tas 2<sup>nd</sup> (SF) Rologas
- Sheeraz Ahmad 6/16 12-Mar-2022 vs Guyra 2<sup>nd</sup> (PF) Bellvue Oval
- Ryan Simpson 5/21 12-Mar-2022 vs City 1<sup>st</sup> (PF) Lambert Park
- Andrew Curry 3/2 19-Mar-2022 vs City 2<sup>nd</sup> (GF) Lambert Park
- Howie Eastwood 58no 19-Mar-2022 vs Easts 3<sup>rd</sup> (GF) Bellvue Oval
- Tony Butler 3/24 19-Mar-2022 vs Easts 3<sup>rd</sup> (GF) Bellvue Oval

Winner: **Sheeraz Ahmad**

#### Tom Dye Memorial Trophy - Player of the Year (Includes Finals)

Nominations are:

- Tim Chapman
- Zac Clarke
- Peter Townsend
- David Schmude

Winner: **Peter Townsend** (307 Runs @ 23.62, HS 56, 8 catches & 6 Stumpings)

#### Royal Hotel Trophy - Club Person of the Year

- Kris Croft

#### The Harry Browne – Spirit of Cricket Award

- **Stewart Maxwell** (Played both 3<sup>rd</sup> & 2<sup>nd</sup>)

#### Pisspot

Nominations are :

- Damien Worley
- Peter Townsend

Winner: **Peter Townsend**

#### Love God

Nominations are:

- Tim Chapman
- Casey Rainger

Winner: **Casey Rainger**

Thanks to: Tony Butler, Alison Cowan, Dave Waters, Andrew Byrne, BP and NigeMc Photography for photographs displayed in this publication.  
Captains, President and Junior Convenors for Grade and Club Reports. Compiled by BP printed by Ian Reeves.

Statistics from Cricket Stanz and MyCricket